


## MY SISTER

Written and illustrated by Joanna Young  
Published by New Frontier Publishing



### SYNOPSIS

'My Sister' is a book celebrating the relationship between sisters and showing how much they support each other.

### AUTHOR/ILLUSTRATOR STYLE

Joanna Young draws in a naive style, to illustrate the purity of the emotions she displays, both in this book and in all her children's illustrations.

She enjoys communicating humour to her reader with the small details.

Joanna loves colour and enjoys using it to create contrast to enhance the 3D images of her characters. Again the purity of the colours she uses reflects the purity of her messages.


### AUTHOR/ILLUSTRATOR BACKGROUND

Joanna Young grew up in South Africa and Brazil, and then moved to Europe. She got a BA in Fine Arts in Paris and then spent ten years living in Greece, where she enjoyed the contrast of colours and light, inspiring her further to replicate such scenes. She then spent several years in the Cotswolds and now lives in London with her two daughters, who solidify her awe of the love between sisters.

### THE MESSAGE

The book's message is mostly about being kind and loving; and showing compassion towards those you love. It's also about appreciating those close to you. Of course, it concentrates in this case on family ties, but the message can be taken less literally, to represent any loving relationship.





## MY SISTER

Written and illustrated by Joanna Young  
Published by New Frontier Publishing

### STUDY NOTES

Discussion ideas to be discussed before and after reading the book, perhaps noting any differences in their answers.

1. Who has a sister or best friend who they love very much?
2. What are their favourite moments or games they play together?
3. What makes you feel loved by that person?
4. How can we show someone love and kindness?


### ACTIVITIES

#### Box of Secrets

Make a box of secrets out of shoe boxes and ribbon, glue and paint. Make a label for your box. Then write (or dictate) secrets down and put them in your secret box. Your secrets will be safe inside there.

#### Other activities ideas

- Make love hearts out of play dough, clay and papier mache.
- (Fake) tea party already set up for the children to enjoy on a blanket.
- Draw a picture of themselves or a family member/friend. Think about their features. Perhaps they are holding their favourite toy or book.



## *Yummy Shortbread Biscuits to Share with Your Sister...*

190g plain flour  
125g unsalted butter  
50g caster sugar

1. Mix the butter and sugar together very well and then sieve in the flour. Mix a little bit more!
2. Roll out your mixture onto a floured surface. Use a heart-shaped cutter to cut out as many biscuits as you can.
3. Put them on a tray lined with grease-proof paper.
4. Get a grown up to put it in the oven for 15-20 minutes at 180°C.
5. Get a grown up helper to take them out of the oven and stop yourself from eating them until they have cooled down a bit.
6. Sprinkle with some more caster sugar.
7. Share with someone you love.





Image by Gillian Thompson (<http://gillianskitchen.com/heart-shaped-shortbread/>).



# Colour My Sister

Name: ..... Class: .....



From *My Sister* illustrated by Joanna Young, published by New Frontier Publishing  
[www.newfrontier.com.au](http://www.newfrontier.com.au) | [www.newfrontierpublishing.co.uk](http://www.newfrontierpublishing.co.uk)

