

## **HAPPILY EVER AFTER: THE UGLY DUCKLING**

Retold by Alex Field

Illustrated by Annie White

Published by New Frontier Publishing



### **SYNOPSIS**

A mother duck is disappointed when one of her little ducklings is not as pretty as the other delightful four. The other animals believe the ugly duckling doesn't belong to them. One day the ugly duckling encounters a group of elegant white birds and aspires to soon be as beautiful as them.

### **THEMES**

*The Ugly Duckling* is about the search for personal identity. It asks the question - Where do I fit in?

Rather than conforming to what is thought to be normal, one little duckling stands out. The book explores themes of belonging, isolation and togetherness, acceptance and kindness.

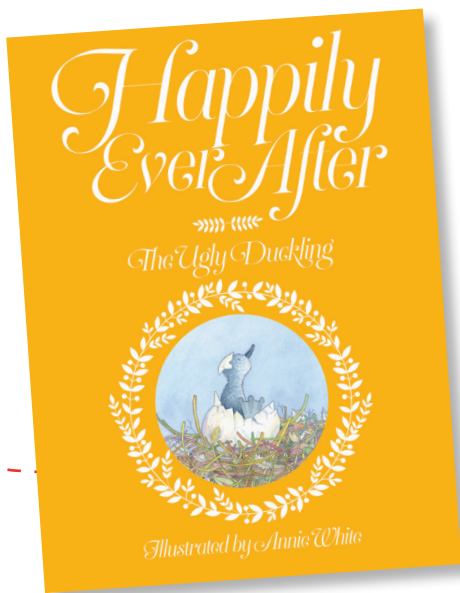
### **WRITING STYLE**

*The Ugly Duckling* was written by Hans Christian Andersen, and first published in 1843. In this retelling of a classic fairy tale Alex Field has simplified the original story for a younger audience with a focus on action and dialogue.

### **ILLUSTRATOR STYLE**

Annie's watercolour illustrations are set to a white background, which enhances the blue and yellow colours she has used. There is movement in all the water she has painted. Annie uses close ups at the end of the story to show the new connection the little duckling has made.






## **HAPPILY EVER AFTER: THE UGLY DUCKLING**

Retold by Alex Field

Illustrated by Annie White

Published by New Frontier Publishing



### **AUTHOR BACKGROUND**

Alex has written numerous articles for print and online media. She has written five picture books including the Mr Darcy series. The first three books in the Happily Ever After series will be released this year.

### **ILLUSTRATOR BACKGROUND**

Annie White is a freelance Illustrator who has drawn all her life.

After studying Art and Design, she worked in Advertising before moving full time into Illustration. Annie's work has appeared on cards, posters, homepages, magazines, rubber stamps & murals and she has illustrated over 50 books for children. She communicates ideas clearly and simply using expression, movement and a touch of whimsy. She has recently been shortlisted for two awards. *My Dad is A Bear* was shortlisted for the Prime Minister's Literary Awards and *Clementine's Bath* was shortlisted for the Speech Pathology Book of the Year Award.

### **STUDY NOTES**

1. How many different character's stories are told in Annie White's illustrations? Pick one of the characters in her pictures and tell the story from that character's point of view. Share your stories with the group.
2. Pick three of your favourite pictures and describe the mood of the character in the picture.
3. Think of a time in your life when you felt left out or different. Maybe you had just started a new school? Maybe you are the only person of your cultural background in your class? Maybe you wear glasses or braces? How would you make someone new to your school feel at ease? Write a paragraph on how you would do this?
4. Author Hans Christian Andersen is thought to have written this book about his own childhood experiences. He was teased at school but grew up to be a world famous author. Tell your group about a time when you overcame a challenge.

### **ACTIVITIES**

#### **An Egg Hatches**

Ask the students to find a space and curl up into a small ball shape. Get them to try and become as small as they can. Next, ask them to imagine that they are inside an egg. It is springtime and the egg is ready to hatch. The student's sway gently, then slowly they begin to hatch, all the time listening to the teacher's instructions. The teacher can alternate instructions. For example, the left leg first, followed by the right leg and so on.

# The Ugly Duckling Word Search

Can you find all the words?

Name: ..... Class: .....

P W D L A Z O D N D H J C P E L I Q G F  
K O A Q M S O B C E H V F S I K U K N C  
U Z N T G U P S N W R O O E N Y Q G I G  
A A S D E N L S X A Z D S E B O V D L N  
H M Z S R R P T D O Y E D A F Q B P K X  
P E S P Y H Y C W M T O G U Y V J K C T  
G S T W U T N J U K X N P M P X N B U R  
N A W S O J R P V Z I X D U L O T G D U  
L P A O T C G O Q M U S V B H X J X U E  
U U N Q T U M G M S X J A N H G P E I D  
S H F O D A Y I V W T E C L W K T O S T  
G K T I U Q W P A O Q W N L C F Z B L P  
G S H W T S I W D O U V R A B B I T S W  
E A O E G U T S P D A S K K P E U W K H  
B T T G T R A D X K C A L O E T N S R T  
J W I N B B F E Q I K J D R H W W Y G U  
V B C W X G R A B K G J D P F G L C A F  
O T V J N W V U J G D M K U G L Y B I O  
P K Q S F R Y X Q P R I R A F P S R E E  
P F K G I O X J I N B Y W Q E N L C I P

BEAUTIFUL	HENS	RABBITS	UGLY
COWS	HONK	SUN	WATER
DUCKLING	POND	SWAN	
EGGS	QUACK	SWIMMING	



## Solution

```

P W + + + + + + + + H + + + + + + + G +
+ O A + + S + + + E + + + + + + + + N +
+ + N T + U + + N + + + + + + + + I +
+ + + D E N + S + + + + + + + + + L +
+ + + + + R + + + + + + + + + + + K +
+ + S + + + + + + + + + + G + + + + K C +
+ + + W + + + + + + + + N + + + + N + U +
N A W S O + + + + + I + + + + O + + D +
L + + + + C + + + M + + + + H + + + + +
+ U + + + + + + M + + + + + + + + + +
S + F + + + + I + + + + + + + + + + +
G + + I + + W + + + Q + + + + + + + + +
G + + + T S + + + + U + R A B B I T S +
E + + + + U + + + + A + + + + + + + + +
+ + + + + A + + + C + + + + + + + + +
+ + + + + + E + + K + + + + + + + + +
+ + + + + + + B + + + + + + + + + +
+ + + + + + + + + + + + + U G L Y + + +
+ + + + + + + + + + + + + + + + +
+ + + + + + + + + + + + + + + + +

```

(Over, Down, Direction)

BEAUTIFUL(9,17,NW)

COWS(6,9,NW)

DUCKLING(19,8,N)

EGGS(1,14,N)

HENS(11,1,SW)

HONK(15,9,NE)

POND(1,1,SE)

QUACK(11,12,S)

RABBITS(13,13,E)

SUN(6,2,S)

SWAN(4,8,W)

SWIMMING(6,13,NE)

UGLY(14,18,E)

WATER(2,1,SE)

[www.newfrontier.com.au](http://www.newfrontier.com.au)

[www.newfrontierpublishing.co.uk](http://www.newfrontierpublishing.co.uk)



# Colour the Ugly Duckling

Name: ..... Class: .....



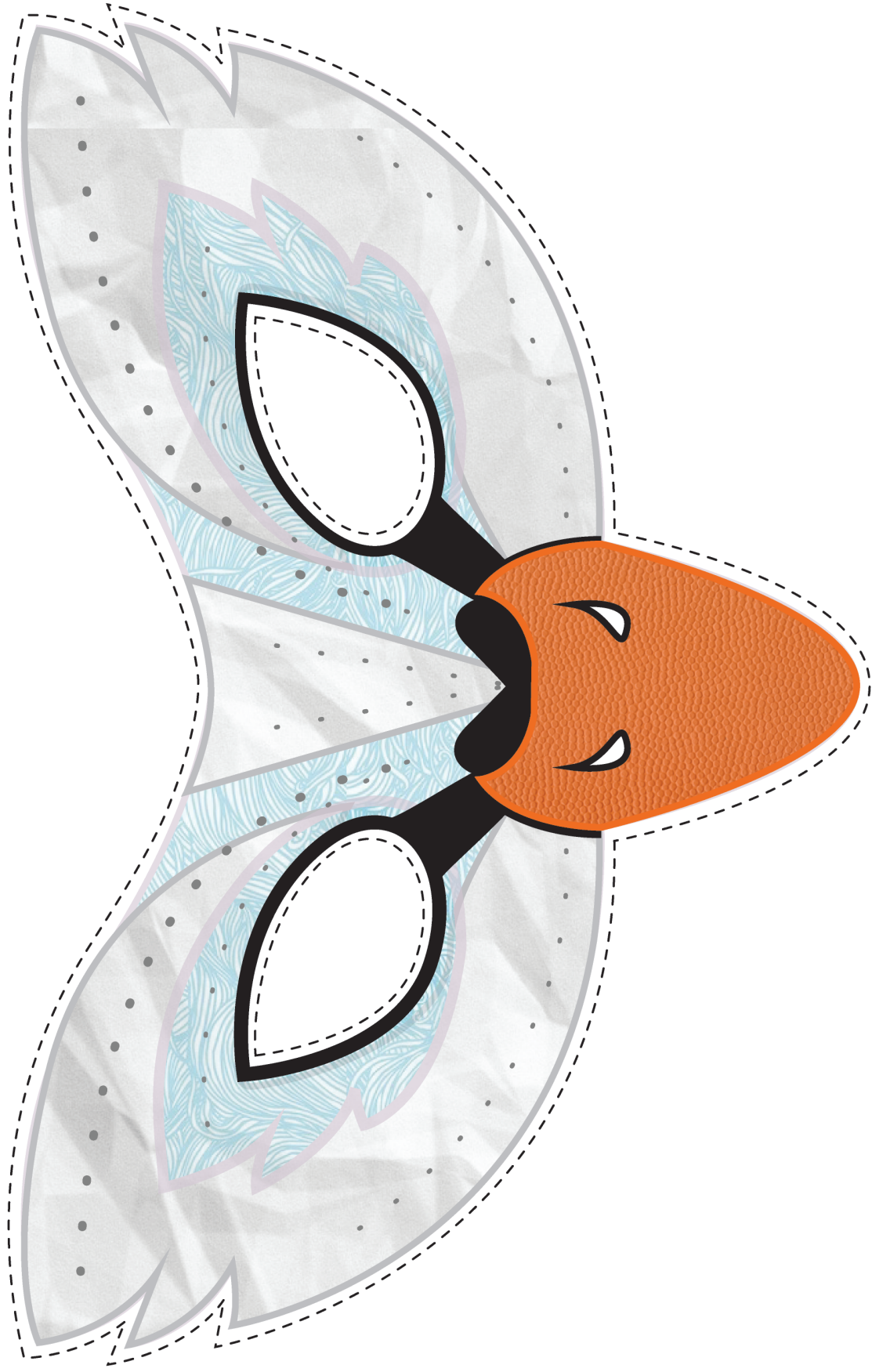
from *The Ugly Duckling* illustrated by Annie White, published by New Frontier Publishing

[www.newfrontier.com.au](http://www.newfrontier.com.au)

[www.newfrontierpublishing.co.uk](http://www.newfrontierpublishing.co.uk)



# Make a Swan Mask



## YOU WILL NEED:

- \* Scissors
- \* Elastic

## HOW TO:

- Cut out the mask along the dotted lines and punch holes for the elastic where indicated.
- Measure and cut the elastic to the correct head size with enough extra to tie through the holes.
- Thread the elastic through the holes and tie to secure.
- Pop the mask on and spend an afternoon swanning around.

